



ANB/ANS Manual of Ceremonies

as recreated by Camp 14, ANB/ANS Ketchikan

Table of Contents

1. Letter of Introduction	3
2. General Instruction for ANB & ANS Ceremonies	4
3. Other Information on Ceremonies	4-5
4. Initiation of New Members	6
5. Installation of Officers	7
6. Grand Camp Memorial Service	10
Other Material for Ceremonies	
a. ANB Constitution Preamble	15
b. Hosting Grand Camp Convention	15
c. ANB Convention Paddle Ceremony	17
d. Installation of Officers, Suggested Program	18
e. Andrew P. Hope Incentive Award	18
f. Charge to New Members	18
g. Grave Side Ritual	19
h. Memorial Tribute	19
I. "Onward Christian Soldiers"	20
j. Tlinget Values	21
k. Lords Prayer in Tlinget	22
l. Lords Prayer in Haida	23
m. Lords Prayer in Tsimpshean	24

ANB Ceremonial Manual
reissue 1992
Forward

Introduction

As this is part of the Alaska Native Brotherhood and Sisterhood activities are submitted in written form, I am mindful of members and officers in time past doing those ceremonials from memory with grace and beauty.

The forms presented have been the basic patterns, and surely each camp has that creative ability to add or adapt as meets approval.

It is our hope as the organization continues to grow its membership will become familiar with our Ceremonials. Historically, the Tribes and their respective Clans formed the finest ceremonials with dignity, honor and symbols meaningful for everyday living.

The writer takes this occasion to thank a number of friends who have been helpful in making this manuscript possible. The repeated requests and resolutions have indicated an immediate need that this be done. Special thanks to Mrs. Nellie Willard, Mrs. Mildred Sparks, Mrs. David Kasko, Alfred Widmark, and to Cyrus E. Peck, Sr., for printing suggestions and assembly of the Manual.

7 March 1968

Dr. Walter A. Soboleff

Juneau, Alaska

Revised 8 February 1979

Revised 25 October 1989

Reissued October 1992

Original Graphics, design, typesetting by
RVS Communications/Ross V. Soboleff

**Grand Camp
Alaska Native Brotherhood
Organized 1912**

1. General Instructions for Ceremonies

The Ceremonial Guide is presented in written form to meet a long standing need. It will be noted much of what was in use as passed from one to another is the basic pattern herein enclosed.

- A. The President will have charge of the Ceremonial Guide and pass it on to his successor. The Grand Treasurer will order copies of the Ceremonial Guide, ANB/ANS pins, Capxs, Constitutions, Membership cards, Receipts, Statements, and other supplies as needed and sell at cost plus chipping costs.
- b. The official colors of the ANS shall be Royal Blue and White.
- c. The official colors of the ANB shall be Gold and Red.
- d. The ANS formal dress shall be of white material. Med's dress shall be of dark material.
- e. The Memorial Ceremonial may vary in accordance with the religious preference of the deceased, the wished of the next of kin and clergy.
- f. For the Ceremony of initiation, Installation of Officers and regular meeting an orderly arrangement of chairs, benches, tables, emblems, flags, pictures, awards, etc. add top the dignity and proper setting of meetings. Game tables and other equipment will be either stored neatly or covered with suitable material.
- g. Emblems of the ANB and ANS are proper decorations in a hall. The Sisterhood emblem to be placed on the wall facing the main entrance and to its left the Brotherhood emblem, each placed to balance with the other; the American flag and Alaska flag deserve a place of honor in a Camp meeting and Grand Camp Convention, and a Bible on the President's table or desk.
- h. All meetings will be conducted in a manner marked with respect, dignity, and honor. The Sergeant-at-Arms will be responsible for the meeting place being proper for the meetings herein mentioned.
 - 1. Custodians of Banners, Flags and Bible: The Grand Secretary Sergeant-At-Arms ANB/ANS shall be the custodians, have them properly displayed during the convention and remove same upon adjournment.
 - 2. Caps: ANB, recd and fold, gold border or trim; letters on left front and Camp No. on right front in gold.
 - 3. ANS, Royal Blue and white fold; letters on tight front and camp number on left front in white.

Other Information on Ceremonies

- 1. For all occasions the camp meeting room should be reasonable warm, clean and properly ventilated and not drafty; the kitchen facilities must pass state and US Public Health inspection and regulation, when in doubt check with the officials; disposable cups, plates, spoons and napkins are convenient exceptions. The grounds and outside of the buildings or Camp out to be kept well including interior appearance and all facilities.
- 2. Each member shall own a Cap, Pin and Cooginaa and Sisterhood a Uniform.

3. The Ceremonial Guide is prepared with the idea of adaptability to local situations, however, cautions regarding health and fire hazard are to be observed. There will be no smoking in meeting and/or social areas and no drugs or alcohol.
4. ANB/ANS Cap, uniform, Coogeeina, pin should be worn when in attendance at official meetings, ceremonies, or as official guests at patriotic or civic functions or when officially representing the organization.
5. The ANB Cap will be removed during prayer and in a church service.
6. During regular and joint meetings , all officers will wear the official cap.
7. The president. On rap of the gavel calls the meeting to order; three reaps of the gavel all stand for prayer; on rap of the gavel seats the body.

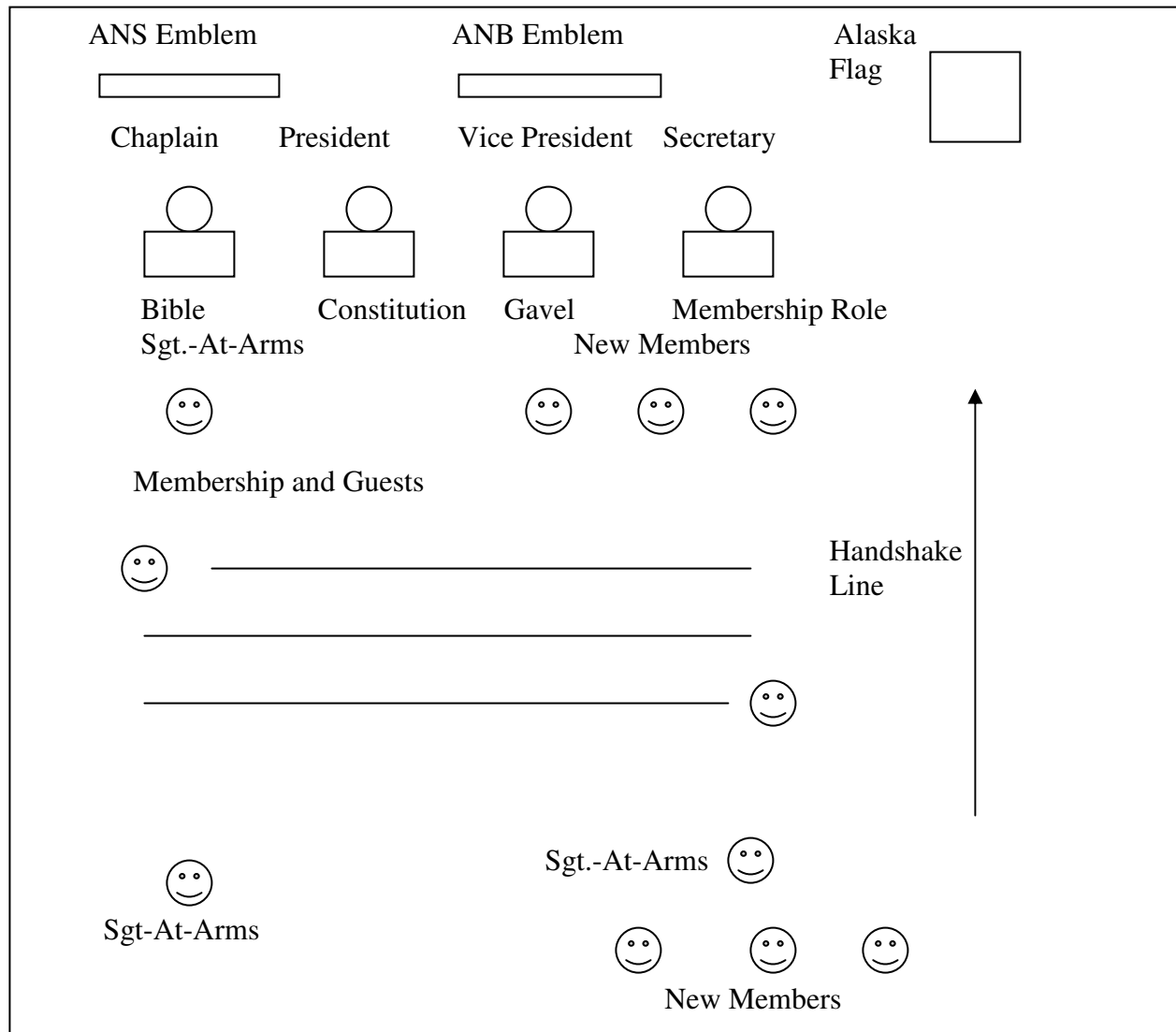
2. Initiation of Members

Each officer will own a Coogeeina, Cap and Pin. The president shall have on his table a copy of the ANB/ANS Constitution for each new member. The Vice President shall have on his table a pin for each new member; the Secretary shall have a membership card prepared for presentation when dues have been paid.

The business of the camp having been cleared for receiving new members, the President shall announce the new members whose application were approved; the Sergeant-at-Arms will escort them to the front facing the president, Grand Officer, Past Grand Officer, agreed upon in advance at a regular meeting.

Swearing in of new members.

The President gives three raps of the gavel for all for stand. An immediate past president gives the charge; the installing officer either reads or gives from memory the oath of membership; The chaplain offers a prayer; the president presents the constitution, the Vice president presents the pin and the secretary presents the membership card. The president the raps the gavel once and declares a recess to welcome new members, the line from right to left.



3. Installation of officers

A special committee may make arrangements. The installing officer may be the president, Grand Camp Officer, Past Grand Camp Officer, where practical this event should be well-planned function however, due to circumstances installation may immediately follow the election. When feasible a reception honoring retiring and incoming officers is an appreciated event.

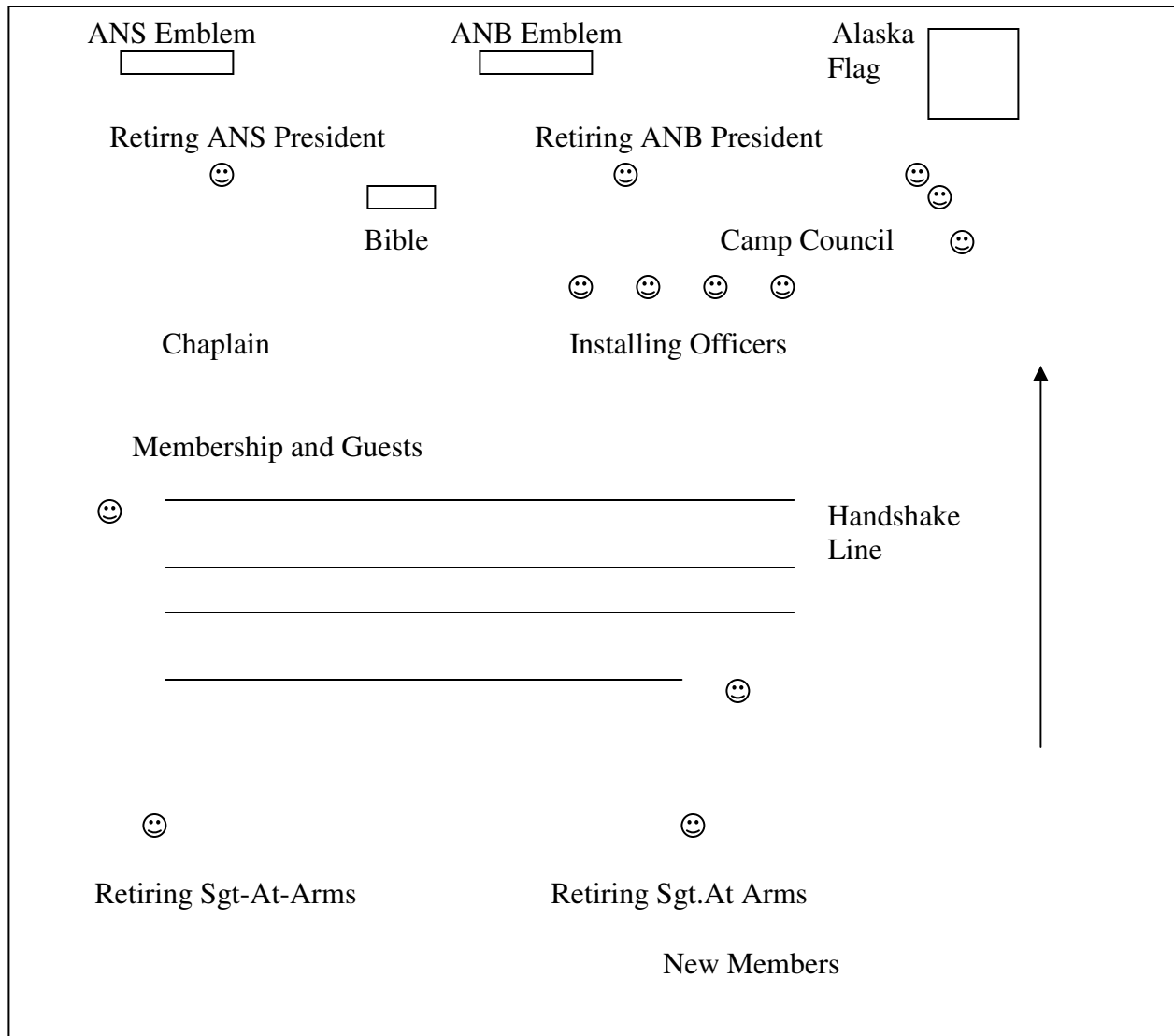
A joint installation may well follow the order stated here. Each of the retiring Presidents will assume a position indicated in the plan; the ANS immediate or retiring president will rap the gavel three times calling the meeting to order; the immediate or retiring ANB president will announce: "The Sisterhood and Brotherhood Sergeant-At-Arms will lead in the Officers Elect, may we all stand please."

The Camps will provide a Coogeeinaa for each president's use while in office with the following letter: ANB President Camp ___ or ANS President Camp ___. Following the oath of office each retiring or immediate past president is to invest the incoming officer with the official coogeeinaa; installing officer presents the gavels.

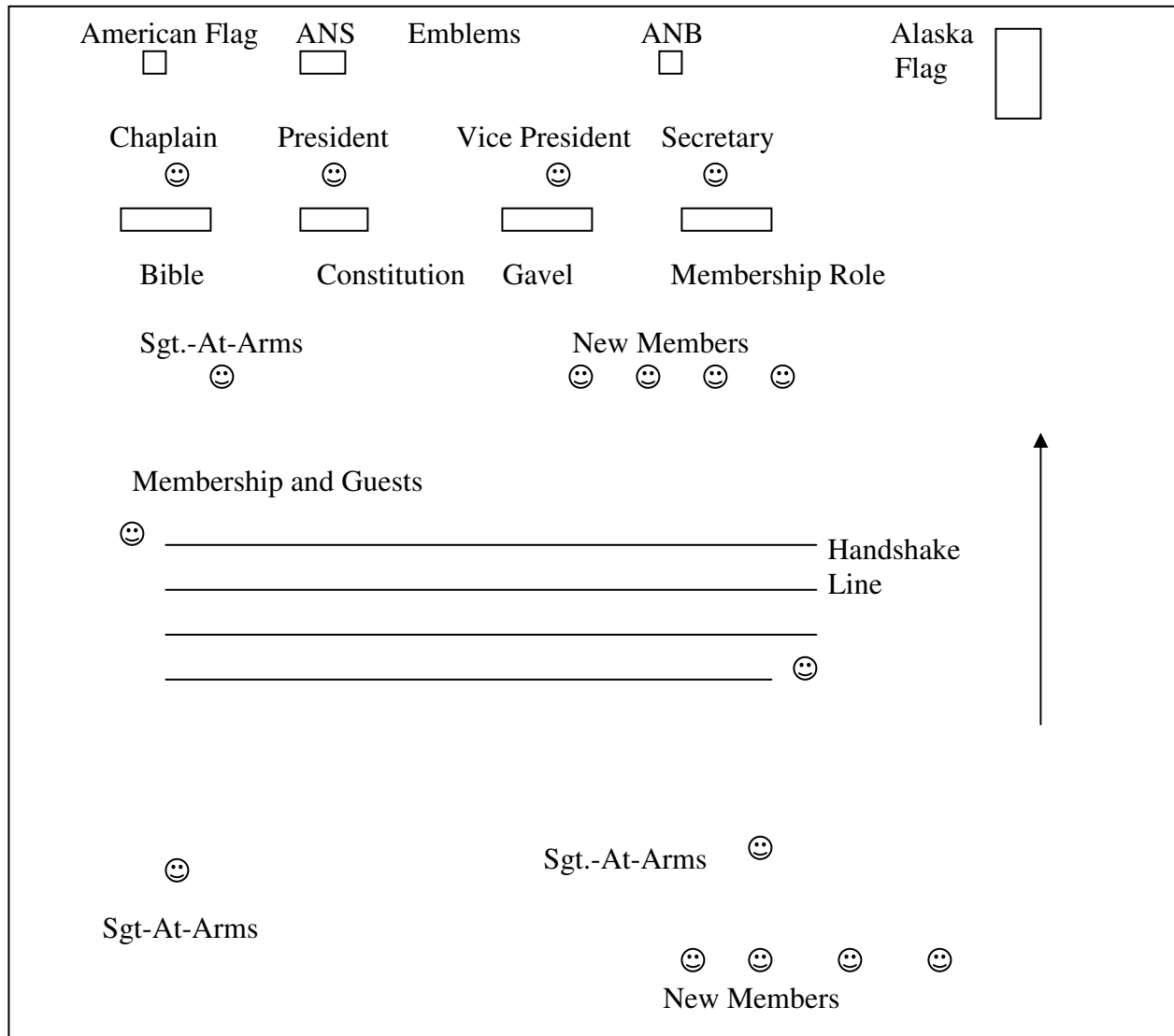
The installing officer to retiring and incoming officers states:

"Brothers and Sisters, you have served in a position of leadership, responsibility and to some degree sacrifice. The record of your camp written and unwritten indicated how well you have served. It is our wish you will always be understanding and sympathetic with your successor, or officers or committees and out of your experience share with them. On Behalf of Camp __ we offer you our appreciation for willingness to serve in a spirit of Brotherhood and Sisterhood. We will now recess to congratulate our officers and receive refreshments."

Installation of Officers



**Grand Camp Ceremonial
Installation of Officers – Swearing in Members**



4. Memorial Service

The Memorial Service will be a joint responsibility of the Brotherhood and Sisterhood. All members will wear the Coogaina and Cap. The membership being from various churches or groups is reason to vary the Memorial Ceremony; the wishes of the next of kin or family and clergy will be respected. With the casket in position the deceased's Cooginaa is to be placed on third the distance from the head of the casket. In the event the deceased served in War under the American Flag, the flag shall be displayed on the casket, and the Cooginaa be placed on the presidents table. The field of blue covers the left of the casket (head position). Should the deceased have other lodge or club affiliations they may be invited to serve as Honorary Pall Bearers or if a member of the American Legion or Veterans of Foreign Wars or Alaska National Guard they ought to be considered to accord the appropriate military honors.

At the appointed time the president shall call the meeting to order by three raps of the gavel, each rap three seconds apart.

President: "We will stand as the Chaplain offers prayer."

Chaplain: "Eternal God and Father of our lord and Saviour, we bow in they presence with a burden of sorrow, unable to stand we are reminded of the great and wonderous words, 'Come unto me all ye that labor and are heavy laden and I will give you rest. Continue the mercy to us in this hour of trial and comfort as a father would embrace a child in great need; may we have assurance of thy abiding presence to bring healing to the broken hearts, helping us remember this is not the end of labours, influence and heritage of the dead has been passed to us and many others; help us to understand this bears witness to immortality born of they spirit. Amen."

President: (One rap of the gavel) "We will be seated."

Music (as may be requested)

Chaplain: (Suggested Psalms 23v46, 27; John 14v1-6; Nehemiah 4v6, Revelation 22v1-7; Luke 24 v30-53; or as requested by the family.

Eulogy: By the president or designated member.

Invitation by President or immediate past president, or Grand Officer, Past Grand Officer chosen by the family to come forward and take the cooginaa.

President: "Any others wishing to join at this time may come forward, the secretary will record their names and be sworn in at the next regular meeting."

President: (may announce donation of the camp at this point.) He raps the gravel three times, each rap three seconds apart and announces "Brother Secretary (or Sister Secretary) you will place the name of Brother _____ (or Sister _____) on the Roll of Honor in the Book of Remembrance of Camp _____. Let us sing the last stanza of 'Onward Christian Soldiers.'"

Chaplain: (The closing prayer). The prayer will mark the end of the memorial ceremony.

Memorial Ceremony

American Flag □	ANS □	Emblems	ANB □
ANB or ANS President ☺			Speaker ☺
Casket □		Bible □	
* Sgt.-At-Arms		* Sgt. At Arms	
Relatives ☺ _____ ☺			Pall Bearers ☺ ☺ ☺
☺ _____ _____ _____ ☺			Honorary Pall Bearers ☺ _____ _____ _____ ☺
		Membership and Friends ☺ _____ ☺	
* Sgt At Arms should be relieved every 15 minutes			

5. Grand Camp Memorial Ceremony

- A. Grand Camp Memorial Ceremony shall be held the second day of the convention, preferably at 8pm.
- B. The Grand President of the ANB and ANS are responsible for the ceremony. It shall be marked with dignity and reverence.
- C. The Sergeant At Arms ANB/ANS will assemble the group according to plan.
- D. All Delegates, Grand Camp Officers, Past Grand Officers (Executive Committee) visiting members, local camp members, Associate members, and Honorary members will be in uniform, cap, cooginaa, and pin.
- E. The Grand Treasurer, ANB will provide thirteen white suitable candles to present our thirteen founders (as pictured in Juneau) and be custodian of same.
- F. The ANS Grand President is to appoint Thirteen ANS Delegates to each hold a candle; a bible bearer, pianist, and special music.
- G. The Grand President, ANB is to arrange for a chaplain and speaker.
- H. Upon the decease of a member the camp will immediately notify the Grand Secretary, giving full name, day, month, and year of death.
- I. The Grand Secretary will call the Honor Roll of deceased founders, starting from the right facing the door, each in turn will extinguish a candle.
- J. As the Grand Secretary calls each camp the chosen delegate will respond.

Formation of Processional

1. Grand president ANB/ANS, he stands to her right, enter down hall center followed by speaker, as they near platform she goes left and he right followed by speaker who stands in the middle.
2. The Grand Officers enter by two's to the right and nearing the stage turn left in single file, standing in front of the Stage.
3. The Executive Committee enter by two's to the right and nearing the stage turn left in single file in front of the Grand Officers.
4. The founders symbolized by ANS members enter single file with lit candles to the left and stand in a line in front of the Executive Committee.
5. The Chaplain stands left of the Bible Bearer and enter down center and stand approximately ten feet from the symbolized Founders.

All Are Facing the Entrance

6. The ANB/ANS Delegates enter by two's ANB to her right including Associate and Honorary members, ANS Single file to left, ANB Single file to right, the lead stopping at the Founders and facing the center.
7. Sergeant-at-Arms remains at the left of the entrance and the ANB to the right.

Memorial Ceremonial Order

(Upon completion of formation the ANB Sergeant-at-Arms will notify the pianist to start playing) music – Onward, Christian Soldiers”.

- I. Presiding: Grand President ANB/ANS
- II. Processional
- III. Grand President ANS: (three raps of the gavel, each rap three seconds apart)
- IV. Grand President ANB: “Brothers and Sisters, we offer tribute to the Founders, charter members and others of our membership who have entered upon a greater field of labour and love”.
- V. The Chaplain offers prayer and reads Scripture (Suggested selections Psalm 27 v1; John 9 v9; Revelation 14 v12-13; Revelation 21 v1-6; Revelation 22 v5)
- VI. Speaker (5-6 minutes) then the lights are reduced by half by the ANB Sergeant-At-Arms.
- VII. The Grand Secretary: “Roll Call of Founders (a candle is extinguished from right to left)

George Fields
William Hobson
James C. Johnson
Eli Katanook
Seward Kunz
Paul Liberty
Frank Mercer
Marie Orson
Frank Price
Peter Simpson
James Watson
Chester Worthington
Ralph Young

Roll Call with Camps responding. Camp Numbers from 1 upward.

- VIII. Grand President ANB: “The Grand Secretary will inscribe the names announced into the Roll of Honor in the Grand Camp’s Book of Remembrance.”
- IX. Special Musing
- X. Chaplain: “Almighty God we pause but for a moment to offer thee our praise and thanksgiving for our Brothers and Sisters now resting from their labours. In sorrow we come for thy comfort, strength and a renewal of Faith that our remaining days may be lived according to thy will; bring healing to the broken hearts, helping all to remember that this is not the end as the labour, influence and heritage of the deceased has been passed to us and many others, help us to understand this bears witness to immortality born to thy spirit. Amen.”
- XI. Sergeant-at-Arms ANB: (lights are all turned on)
- XII. The Grand President ANB: “I now declare this Memorial Ceremony Closed.” (Raps the gavel three times, each rap three seconds apart.)




Emblems



ANS President

Speaker

ANB President



Bible Bearer



Grand Officers



Executive Committees

Chaplain



ANS Honorary,
Associates

Members, Guests &
Visitors-ANS

Sgt.-At-Arms



Sgt.-At-Arms



ANB Honorary,
Associates

Members, Guests &
Visitors-ANB



Enter

ANB Preamble

The purpose of this organization shall be to assist and encourage the Native in his advancement from his Native state to his place among the cultivated areas of the world; to oppose, to discourage, and to overcome the narrow injustices of race prejudices; to commemorate the fine qualities of the Native race of North America and to preserve their story, lore, art and virtues; to cultivate the morality, education, commerce and civil government of Alaska to improve individual and municipal health and laboring conditions; and to create a true respect in Natives and other persons with whom they deal for the letter and spirit of declaration of independence and the Constitution and Laws of the United States

Hosting Grand Camp ANB/ANS Convention

Hosting Grand Camp ANB/ANS Convention may include these suggestions:

Upon careful consideration a camp authorized delegates to invite the next convention, the longer the period of preparation the better. The invitation is a challenge and opportunity to reactivate membership drive to meet the responsibility and honor of hosting Grand Camp Convention when carefully planned the camp will derive much encouragement plus growth.

Should a large city and or its chamber of commerce be interested in a convention or vice versa a camp should work with the city in planning the event.

The host camp president or in his absence the Vice President, should be in regular contact via telephone with the Grand President ANB/ANS and Grand Secretary ANB in finalizing the agenda, arranging for typists, office equipment, phone, PA system, paper, workspace, etc. at least six helpers to distribute resolutions, all details should be prepared two months prior to convention date.

The first vice president and second vice president, ANB and ANS ought to have a turn monitoring the agenda with necessary announcements assisting the presiding officer.

Host camp Sergeant-at-Arms should be helpful when required by the Grand Camp Sergeant-at-Arms.

It is advised high school students in consultation with the school administration should be encouraged to assist in convention activities for classroom credit; typing, proof-reading, assisting the Grand Secretary, distributing resolutions, monitoring phones, taking messages, other activities.

Committees:

Convention Committee co-chaired by ANB/ANS Presidents

1. Housing

Co-chaired. Mail notices one month before convention date, including your address and phone number(s). Insist how important it is to get the list in early. Members and or friends usually choose guests, others are assigned. Any delay in doing this list is a no, no, use the phone, use the phone! Put up a guest poster for each camp, grand officers and others. The Housing committee must have its master list handy for use during phone calls and mail responses for assignments and listing. This is a difficult job but it can be done, do not hesitate to bother the late responders.... Phone, phone!

2. Transportation:

Co-chaired. Work closely with housing committee. Notices should include: Names of those coming, date of arrival, time, ferry, plane, phone contact. Meet arrivals, offer transportation, handle baggage, and take them to their place of stay, do the same when they are ready to leave.

3. Meals:

Co-chaired. This is an expensive item. Throughout the convention year host families have been known to take the burden and it was an honor to share.

Monday through Friday

Breakfast: By host or at hall. Boiled eggs, coffee, tea, sweet rolls. Donate or set a price

Lunch: Local groups do one or more – soup, sandwiches, pop, coffee, tea, fruit. Donate or set a price.

Supper: By host camp, family, clan, tribe, corporation, or combination of two or more. Donated.

Various groups can held as waiters. High school students could be involved and invited to share in this meaningful experience.

4. Decoration:

When the Grand President selects a theme, this co-chaired committee should make the sign or have a volunteer share their talent, the same for modest decoration of the convention center; also plan Grand Ball decoration, purchasing necessary items, on the economic side and send the bill to our Grand Treasurer. The Grand Ball committee chair will appreciate the planning. They will be free to decorate and arrange refreshments.

5. Entertainment:

Co-chaired. May include grade and high school students, young and others for Native singing and traditional dance; local talent show, other activities.

6. Cooks:

Co-chaired. This will depend upon host for each meal, however, this committee will coordinate this important phase of a convention, including coffee, tea, pop, sweet rolls, etc., plus a sign for donations. When necessary organize waiters.

7. First Aid:

There must be a First Aid stand by committee. CO-chairing a committee divides the responsibility in order to get the job done; sickness; emergency, work, whatever can hinder a committee from doing its task well, avoids delay and a job is accomplished.

8. Custodians:

Co-chaired. Clean convention hall daily, set up tables, store tables, same for chairs, clean rest rooms and keep supplied.

In appointing committees ask for volunteers. The size of a committee is the host camps choice. During camp meetings each committee should report on what it has done, if there are problems request help and direction. In accordance with a resolution passed at a Hoopnag Grand Convention: Liquor and alcoholic beverages will not be served during ANB/ANS functions.

Sealaska's policy of no smoking on its premises is urged for camps and Grand Camp Convention.

Paddle Ceremony at conclusion of Grand Camp Convention

1. Music, "Onward Christian Soldiers"
2. Grand Officers retiring and new officers enter and remain standing
3. Invocation
4. Elected officers step forward. Retired officers may then be seated.
5. ANB Charge.
6. Oath of Officers – ANB and ANS.
7. Transfer of Banner to ANB Grand President by an ANB Executive Committee Member
8. Transfer of Banner to ANS Grand President by an ANS Executive Committee member
9. Transfer of Gavel to ANB Grand President by an ANB Executive Committee Member
10. Transfer of Gavel to ANS Grand President by an ANS Executive Committee Member
11. Transfer of Bibles to Grand Vice Presidents
12. Membership invitation by ANS or ANB Executive Committee members
13. Installation of New Members by Grand Vice President ANB and ANS
14. Right hand of Fellowship
15. ANB Grand President call Convention to order
16. Gifts
17. Resolution of appreciation – unfinished business
18. Transfer of Paddle by ANB Grand President to Host Camp of next Convention
19. Prayer

20. Motion to adjourn

Installation of Officers, Suggested Program

1. Welcome
2. invocation
3. Dinner
4. Installation Ceremony
5. Invitation to Join
6. charge
7. Oath of Office
8. Presentation of Office
9. Presentation of Andrew P. Hope Coogeeinaa
10. Presentation of Mildred Sparks Coogeeinaa
11. ANB President Elect remarks
12. ANS President elect remarks
13. Open to public
14. Grand ANB President remarks
15. Grand ANS President remarks
16. Benediction

Andrew P. Hope Incentive Award

A gift in memory of Andrew P. Hope by a friend to encourage camps of the ANB to recognize annually an outstanding brother for his contribution to the ANB. He will be awarded this coogeeinaa to be worn on all occasions benefiting its use for that year, including Grand Camp Certificate.

It would be in accord with the spirit of this recognition a special program be planned each year on that purpose of the brotherhood, its goals and challenges in conjunction with the presentation.

Brotherhood member Andrew P. Hope was an active member of Sitka Camp #1 for 56 years and it is requested that Sitka Camp be informed of the winner in October of each year. A list to be made by Camp #1 for presentation to the annual Convention. The First Brother to be awarded this special coogeeinaa will receive it from the President of the Camp. The Next brother to receive this honor will receive it from the previous recipient.

Presented, 56th Grand Camp Convention, November 1969, Juneau, Alaska

The ANS have a Mildred Sparks Coogeeinaa with similar intent and process.

Charge

The ANB emerged in 1912 to strengthen and direct our people in a new age of challenge and unity for the purposes of education, health, economics, appreciating our heritage, and support of the United States Constitution.

We are called upon to share our talents and means as this order unites us for good causes.

Your membership is valued and we bid you welcome.

Grave Side Ritual

In absence of clergy or due to unavoidable circumstance, the following is offered for camp officials or designated committee members.

A member standing near the head of the casket

1. Read from the Bible – 23rd psalm, psalms 46:1 and verse 10, John 3:16, others
2. Prayer, President or Chaplain
3. We now commit our brother's (or Sister's) remains to the grave. Earth to earth. Ashes to Ashes.
And Dust to Dust
4. prayer

(Changes can be made as requested by family and friends)

Memorial Tribute

As is our custom during Grand Camp Convention we solemnly assemble to honor brothers and sisters taken from our midst.

Their membership was as a gift to heritage appreciation and productive education for success in changing and challenging times.

Their work among us has ceased. The spirit shared so generously has returned to the Creator, God, the giver of life everlasting.

Memories of faithful departed members will continue to inspire camps. May our ANB.ANS be a memorial to our departed.

Onward Christian Soldiers

-1-

Onward, Christian soldiers, marching as to war,
With the cross of Jesus going on before.
Christ, the royal Master, leads against the foe;
Forward into battle see His banners go!

Refrain (chorus)

Onward, Christian soldiers, marching as to war,
With the cross of Jesus going on before.

-2-

At the sign of triumph Satan's host doth flee;
On then, Christian soldiers, on to victory!
Hell's foundations quiver at the shout of praise;
Brothers lift your voices, loud your anthems raise.

Refrain

-3- (ladies only)

Like a mighty army moves the church of God;
Brothers, we are treading where the saints have trod.
We are not divided, all one body we,
One in hope and doctrine, one in charity.

Refrain

Onward then, ye people, join our happy throng,
Blend with ours your voices in the triumph song.
Glory, laud and honor unto Christ the King,
This through countless ages men and angels sing.

Refrain

Tlingit Values

In 1992, Dr. Walter A. Soboleff, Associate Pastor of Northern Lights Church and a Tlingit Raven of the Dog Salmon Clan published the following Tlingit values:

- Be obedient; the wise never test a rule.
- Respect elders, parents, property, and the world of nature. Respect yourself so that others may respect you.
- Be considerate and patient.
- Be careful of how you speak, for words can either be pleasing or like a club. Traditionally, when you speak, those listening can imagine seeing your Clan or family line.
- Your food comes from the land and the sea. To abuse either may diminish its generosity. Use what is needed.
- Pride in family, clan, and traditions is found in love, loyalty, and generosity.
- Share burdens and support each other, this is caring.
- Trespass not on others rights.
- Parents and relatives are responsible for the family education.
- Care and good health is important for success of the person and clan.
- Through famine, ice age, sickness, war and other obstacles, unity and self determination are essential to survival.

The Lords Prayer

Thlinget

Ha-eesh Deekee Yay Ya Tee Ye
Our Father who art in Heaven

Deek-Keek Yane Ga-Tee Ee-Sa-Ye
Let thy name be glorified

Ee-Kay- Ye Nuk-Too-Teen
That Thy Beauty might be seen

Ee-Too-Woo Yuk-Na Ga-Tee-Ya Dee-Yeek Cha-Way
Thy will be done on earth below as it

Dee Kee Yuk
is in heaven

Ya-Yuk-Ye Ha-jeet Sah-ha Ha-ut-ka-ye cha-ah day
Give us now our daily food and forgive

Yay-nah-oooh ha kloosh-kay-yo Cha-ah-day ha-koo-ni ah-day yay-too-ook'k-ya-yuk
our sins as we forgive the sins of our fellowmen

Kloosh-kay-ye-ut Gee-yay ha-woo-tee ye uh-too-duk hok-sah-hoon
If temptation be too near save and restore us

Ee-ah-yeek see-tee ya clene-kee-tah-nee uh, cla-tsee-nee,
for this earch and heaven is thine, with its power

Ha-ut-ya uh-woo-nay-ye cha-cluk-gowe.
and its honer for ever and ever

Yane-ga-tee
Amen

The Lords Prayer

Haida

A-sah Ethlth Hung u-an is. Dung kya-e ah t-lung kill lagung.
On high our Father great who is Thy name we bespeak well

Dung-guow guy-kung-a ta-hesket-da, dung-guow gut-gung-a ta-halth-ge-da
Thy tribe may it come (increase) Thy will (thought) may it be finished

as-ga thling-gwa thlinga ais-gyan sah tlig-ga a gut ging-ang. a sing-a
this work place in also above place in likewise In this

is two-a ehth, ethl-ang-a gee-da isgyan dlagut-gau ethl-ang-a kung-gu duns-a
day food to us, our give and faults our have mercy upon us

ethl-a ga tlalth dahung-as-gai t-lung kung-gu-duns ging-ang
To us those do evil who we have mercy upon likewise

gin sing-ets-a klath-gweet gum ethl hel is tal-ung,
things hard among not us lead (do lead)

ek-wan da-hung-gai-est ethl ka-gun-da is-gyan dung-a ethl-ak-dai e-jung
but evil from us save and to you chieftanship be

is-gyan tlats-ga-gai is-gyan gul-ga-gai a-sa nan tla-dlu is-gyan
and power and splendor also

tla-dlu
amen

The Lords Prayer

Tsimshean

Nagwdum gu zum lakaga n'lthoduksha na want
our Father who art in heaven, hallowed be thy name

An dum goidusha na kingdom gunt
thy kingdom come

Shagautgun Dum wal halizokum niwalda zum lakaga
Thy will be done on earth as it is in heaven

ginalth a gum a sha gwa am da shkabo wuneumt
give is this day our daily bread

ada ma shalthil na hadadakumi niwalda sup wila shalthil na hadah
And forgive us our trespasses as we forgive those who trespass

ga di da gum. ada gilau ma za dadeunt gum shpugait gun shpalt
against us. And lead us not into temptation

gaudit ada ma al dilamaut gum a hadak gut
but deliver us from evil

awil nugun nha wal did kingdom, dilt gutgiatit, dilt n'lthaumsh gut
for thine is the kingdom, and the power, and the glory

ada dum ltha wila wal dit
forever and ever

amen

amen

Oath of Office or Membership

Please, All Stand.

Those being installed please raise your right hand.

“Do you solemnly promise and swear that you will support the Constitution and laws of the United States;

and that you will support and abide by the Constitution and By-Laws of the Alaska Native Brotherhood and the Alaska Native Sisterhood, walking before them in all humility and love and subordinating yourself to the wished and welfare of this organization?”

(The new officer(s) or member(s) must now answer, “I do.”)

“Do you take this obligation promising to look to your Heavenly Father for wisdom and strength to keep you steadfast?”

(The new officer(s) or member(s) must now answer, “I do.”)

The taking of the above oath of office may be followed by prayer which shall be offered by the person administering the oath or by someone else at his or her request.